

# DYDEN CORPORATION

ELECTRIC WIRES  
& CABLES PRODUCTS

DATE. Aug. 20, 2009

SPEC. No. FSC09-732

## SPECIFICATION

FOR

ETHYLENE TETRAFLUOROETHYLENE (ETFE) INSULATED  
AND PVC JACKETED CABLE  
(RMFES - Kr (2517))

RoHS correspondence
---------------------

signed by \_\_\_\_\_

Y. KAWANAMI

Manager

Engineering section

Engineering dept

Factory Automation & Robot Cable Division

1. SCOPE

This specification covers the construction, characteristics of the Ethylene Tetrafluoroethylene (ETFE) insulated and PVC jacketed cable.

2. SYMBOL, SIZE

The symbol and size of the cable shall be

” RMFES-Kr(2517) AWG15/25C ”  
(2mm<sup>2</sup>/25C)

3. UL STANDARD

RECOGNIZED by UNDERWRITERS LABORATORIES Inc.

STYLE No.	2517 (UL 758 : AWM)
Rating TEMP.	105°C
VOLT.	300V
USE	External interconnection of electronic equipment or internal wiring of electronic equipment or appliances.

4. FLAME TESTING

The cable shall pass the vertical wire flame test (VW-1) described in UL1581, Paragraph 1080.

5. CONSTRUCTION


The construction of the cable shall conform to Table 1.

6. CHARACTERISTICS

The characteristics of the cable shall be shown in Table 2.

7. MARKING

The following information shall be indicated with a suitable method to the cable.

“ —DYDEN E91337  AWM 2517 105C 300V VW-1 -LF- RMFES — ”

\* \* \* \* \*

Table 1 Construction

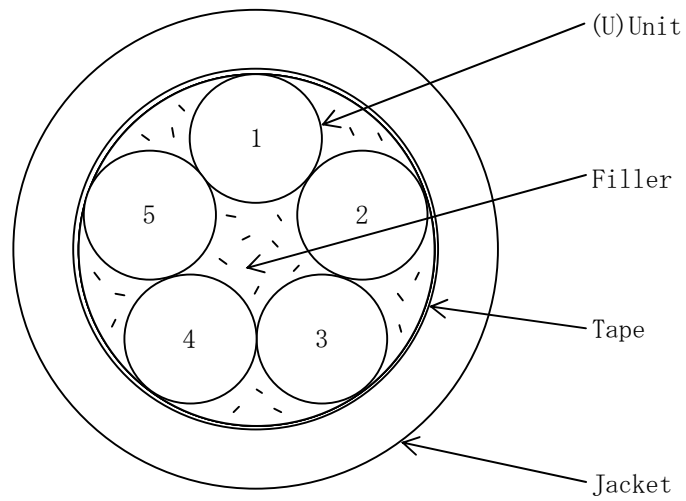
I T E M		VA L U E
Symbol		RMFES-Kr (2517)
Size	AWG (mm <sup>2</sup> )	15 (2)
Conductor	Material	Tinned Annealed Copper
	Construction (No. /mm)	7/57/0.08
	Dia. (approx. mm)	2.00
Insulation	Material	ETFE
	Thickness (approx. mm)	0.30
	Dia. (approx. mm)	2.60
Unit Stranding	Center layer	5 C
Tape	—	Color tape
Unit Overall diameter (approx. mm)		(U) 7.0
Stranding	Center layer	(U) × 5
Tape	—	Binder tape
Jacket	Material (color)	Low frictional • Smooth PVC (Black)
	Thickness (approx. mm)	1.7
Overall diameter (approx. mm)		23
Approx. mass (kg/km)		800

Table 2 Characteristics (at 20°C)

I T E M	S T A N D A R D V A L U E
Max. DC resistance of conductor (Ω/km)	10.8
Min. insulation resistance (MΩ-km)	100
Dielectric strength (V/min)	AC 2000

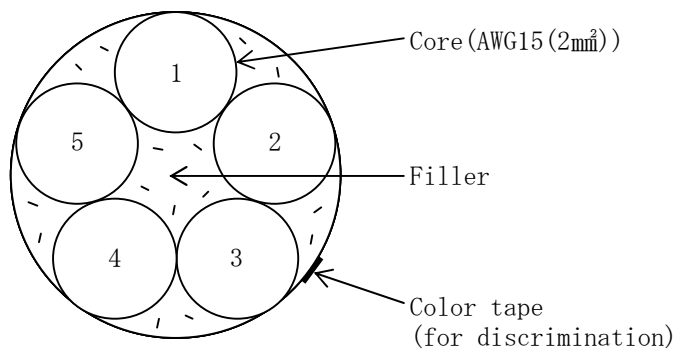
# F i g 1

## Cross-Section of Cable



UnitNo.	Color tape
1	Blue
2	Yellow
3	Green
4	Red
5	Purple

(U)Unit



CoreNo.	Colors
1	Black
2	White
3	Red
4	Green
5	Yellow

NOT TO SCALE