

DYDEN CORPORATION

ELECTRIC WIRES
& CABLES PRODUCTS

DATE Apr, 4, 2011

SPEC. No.FSC11-224

SPECIFICATION

FOR

ETHYLENE TETRAFLUOROETHYLENE (ETFE) INSULATED
AND PVC JACKETED CABLE WITH SHIELD

(RMFES-SB-Kr (2517))

RoHS correspondence

signed by *K. Nishimura*
K. NISHIMURA

Engineering section
Engineering dept
Factory Automation & Robot Cable Division

1. SCOPE

This specification covers the construction, characteristics of the Ethylene Tetrafluoroethylene (ETFE) insulated and PVC jacketed cable with shield .

2. SYMBOL, SIZE

The symbol and size of the cable shall be

“ RMFES-SB-Kr(2517) AWG25/25P ”
(0.2mm²/25P)

3. UL STANSARD

RECONGNIZED by UNDERWIRITERS LABORATORIES Inc.

STYLE No.	2517 (UL 758 : AWM)
Rating TEMP.	105°C
VOLT.	300V
USE	External interconnection of electronic equipment or internal wiring of electronic equipment or appliances.

4. FLAME TESTING

The cable shall pass the vertical wire flame test (VW-1) described in UL1581, Paragraph 1080.

5. CONSTRUCTION


The construction of the cable shall conform to Table 1.

6. CHARACTERISTICS

The characteristics of the cable shall be shown in Table 2.

7. MARKING

The following information shall be indicated with a suitable method to the cable.

“ —DYDEN E91337  AWM 2517 105C 300V VW-1 -LF- RMFES-SB — ”

* * * * *

Table 1 Construction

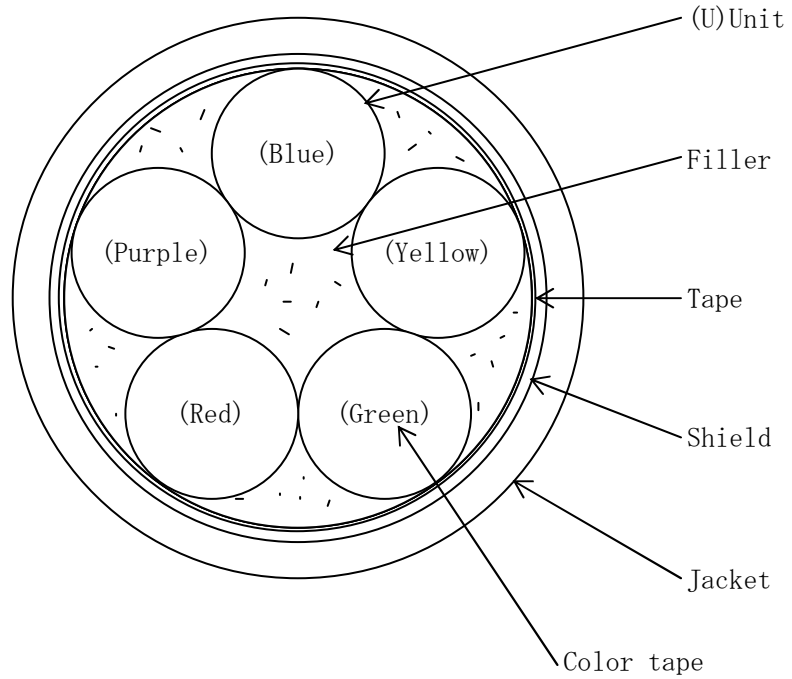
I T E M		V A L U E
Symbol		RMFES-SB-Kr(2517)
Size	AWG(mm ²)	25 (0.2)
Conductor	Material	Tinned Annealed Copper
	Construction(No./mm)	40/0.08
	Dia. (approx. mm)	0.58
Insulation	Material	ETFE
	Thickness (approx. mm)	0.20
	Dia. (approx. mm)	0.98
Twisting	Dia. (approx. mm)	2.0
Unit Stranding	Center layer	5 P
Unit Overall diameter (approx. mm)		(U) 4.7
Stranding	Center layer	(U) × 5
Tape	—	Binder tape
Shield (Braid)	Material	Tinned Annealed Copper
	Thickness (approx. mm)	0.4
Jacket	Material (color)	Flame retardant • Smooth PVC (Black)
	Thickness (approx. mm)	1.4
Overall diameter (approx. mm)		16.6
Approx. mass (kg/km)		320

Table 2 Characteristics (at 20°C)

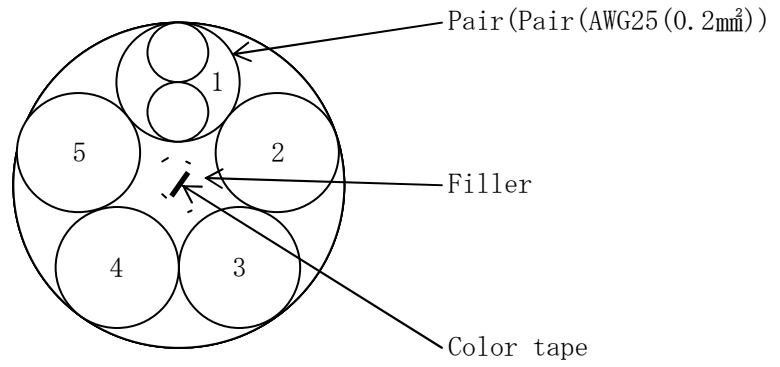
I T E M	S T A N D A R D V A L U E
Max. DC resistance of conductor (Ω/km)	107.3
Min. insulation resistance (MΩ-km)	100
Dielectric strength (V/min)	AC 2000

F i g 1

Cross-Section of Cable



(U)Unit



PairNo.	Colors
1	Blue×White
2	Yellow×White
3	Green×White
4	Red×White
5	Purple×White

NOT TO SCALE